

ELETTROMAGNETI LINEARI STANDARD ELECTROMAGNETS

SERVIZIO CONTINUO TRAZIONE E SPINTA
CONTINUOUS OPERATION TRACTION AND THRUST



K3c12



K6c/ts



K12c/ts

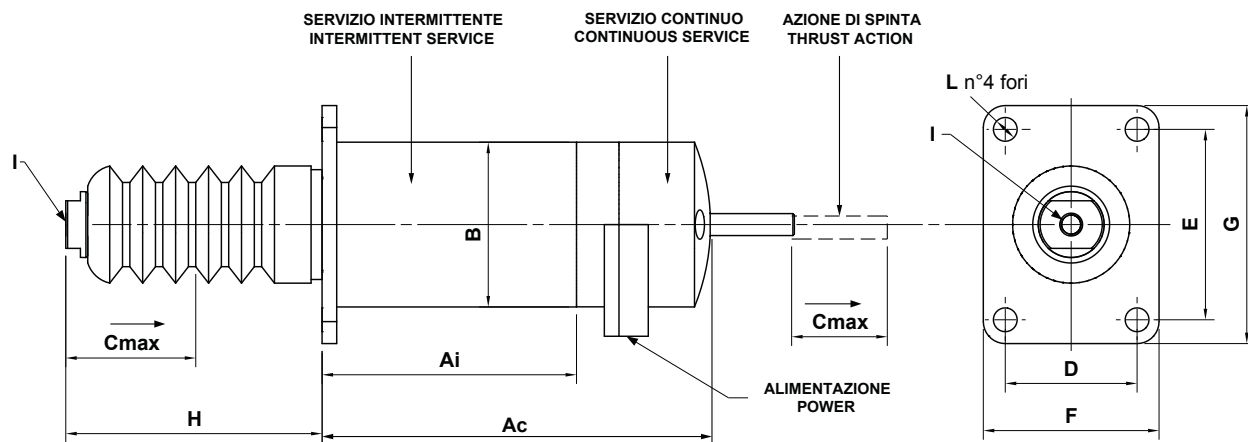


K30c/ts

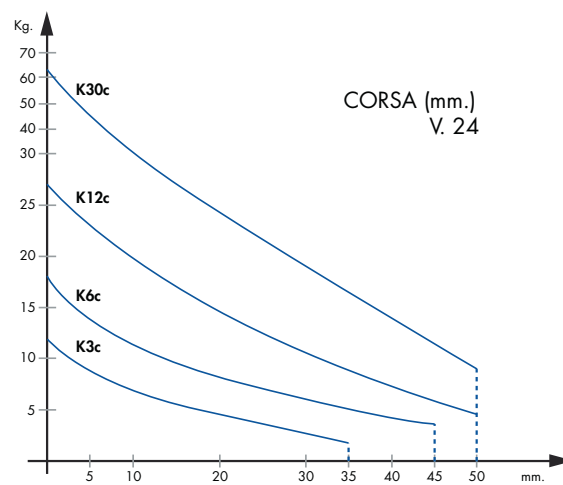
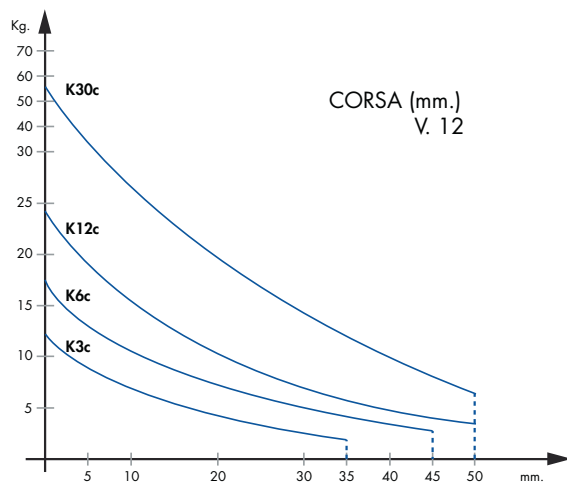
MODELLI E DIMENSIONI TYPE AND SIZE

Modelli e dimensioni per servizio continuo trazione e spinta - Models and size for continuous operation traction/thrust

Modello Type	Volt	Pickup Current	Service Current	Dimensioni in mm. - Size of mm.										
				Ai	Ac	B	H	C max	D	E	F	G	I	L
K3c/12ts	12	23	0,28	70	106	Ø45	70	35	35	52	48	65	M6x20	Ø6,5
K3c/24ts	24	11	0,12											
K6c/12ts	12	22	0,40	87	123	Ø60	82	45	50	70	65	85	M6x20	Ø8,5
K6c/24ts	24	12	0,20											
K12c/12ts	12	24	0,42	96	132	Ø76	105	50	65	85	80	100	M6x25	Ø8,5
K12c/24ts	24	16	0,32											
K30c/12ts	12	22,5	0,45	105	141	Ø102	100	50	75	95	105	120	M8x30	Ø8,5
K30c/24ts	24	16	0,25											



FORZA PER SERVIZIO CONTINUO TRAZIONE E SPINTA FORCE FOR CONTINUOUS OPERATION TRACTION AND THRUST



CABEF

www.cabef.com - info@cabef.com

Viale del Lavoro, 24 - 60030 Castelfellino (AN) ITALY - Tel. +39 0731 56711 - Fax +39 0731 219021