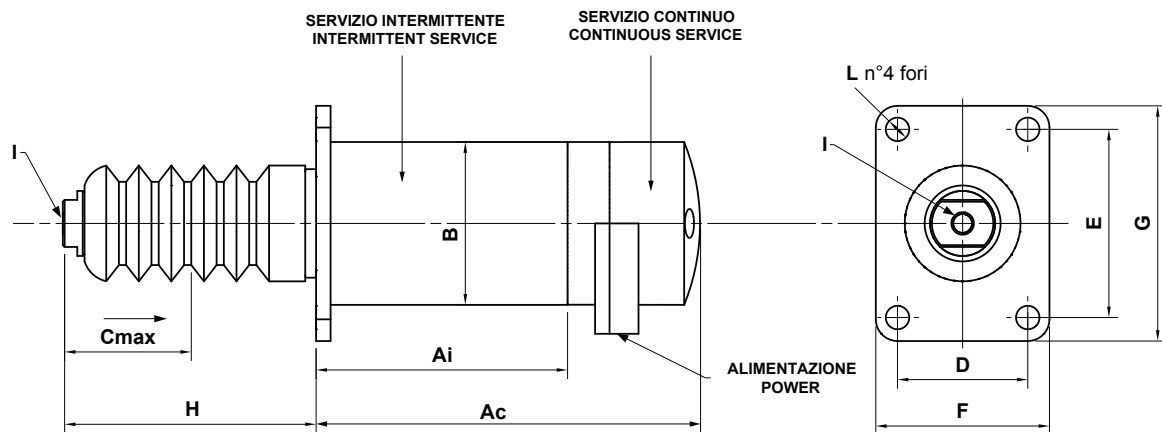


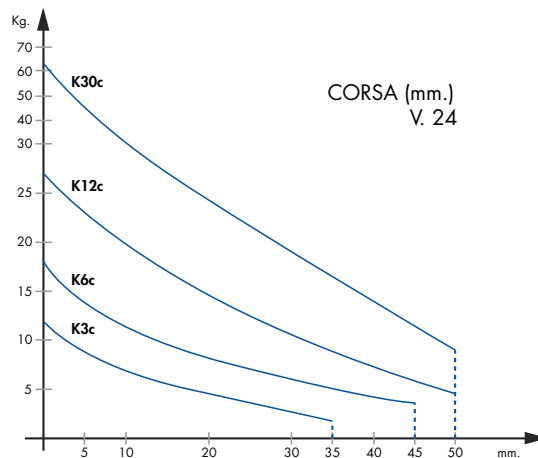
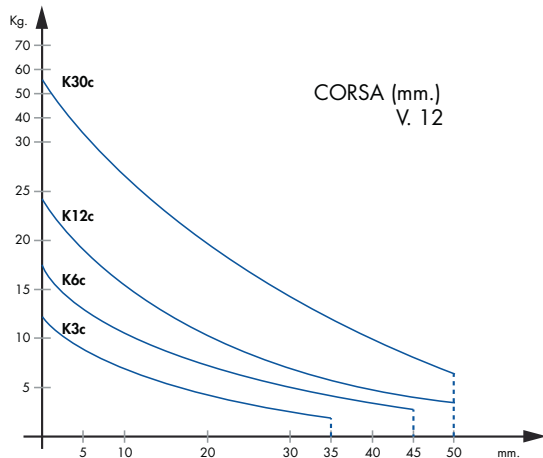
MODELLI E DIMENSIONI TYPE AND SIZE

Modelli e dimensioni per servizio continuo - Models and size for continuous operation

Modello Type	Volt	Pickup Current	Service Current	Dimensioni in mm. - Size of mm.										
				Ac	Ai	H	C max	D	E	F	G	B	I	L
K3c/12	12	23	0,28	106	70	70	35	35	52	48	65	Ø45	M6 X20	Ø6,5
K3c/24	24	11	0,12											
K6c/12	12	22	0,40	123	87	82	45	50	70	65	85	Ø60	M6 X20	Ø8,5
K6c/24	24	12	0,20											
K12c/12	12	24	0,42	132	96	105	50	65	85	80	100	Ø76	M6 X25	Ø8,5
K12c/24	24	16	0,32											
K30c/12	12	22,5	0,45	141	105	100	50	75	95	105	120	Ø102	M8 X30	Ø8,5
K30c/24	24	16	0,25											
<i>con molla di richiamo 30kg</i>				141	105	102	25	75	95	105	120	Ø102	M10 X30	Ø8,5
K30c/12CB	12	22,5	0,45											
K30c/24CB	24	16	0,25											



FORZA PER SERVIZIO CONTINUO FORCE FOR CONTINUOUS OPERATION



CABEF

www.cabef.com - info@cabef.com

Viale del Lavoro, 24 - 60030 Castelbellino (AN) ITALY - Tel. +39 0731 56711 - Fax +39 0731 219021